


12 Essential Principles of Animation: Unlocking Dynamic and Captivating Motion Design in Adobe Animate

Animation is the art of bringing life to static images, creating the illusion of motion that captivates audiences and transcends language barriers. From classic Disney films to cutting-edge video games, animation has become an integral part of our visual landscape. Adobe Animate, a powerful animation software, provides artists with an intuitive platform to create dynamic and engaging animations. Understanding the 12 Principles of Animation is the key to unlocking the full potential of Adobe Animate and crafting animations that resonate with viewers.



Tradigital Animate CC: 12 Principles of Animation in Adobe Animate by Stephen Brooks

★★★★☆ 4.7 out of 5

Language : English

File size : 21752 KB

Screen Reader : Supported

Print length : 368 pages




The 12 Principles of Animation

1. Squash and Stretch

Squash and stretch involves exaggerating the deformation of objects during motion to create a sense of weight, elasticity, and fluidity. Imagine a

bouncing ball; as it hits the ground, it squashes, and as it rebounds, it stretches. This principle adds realism and visual appeal to animations.




2. Anticipation

Anticipation prepares the audience for an upcoming action. It involves showing a slight movement or build-up before the main action occurs. Anticipation creates suspense and emphasizes the impact of the following movement.



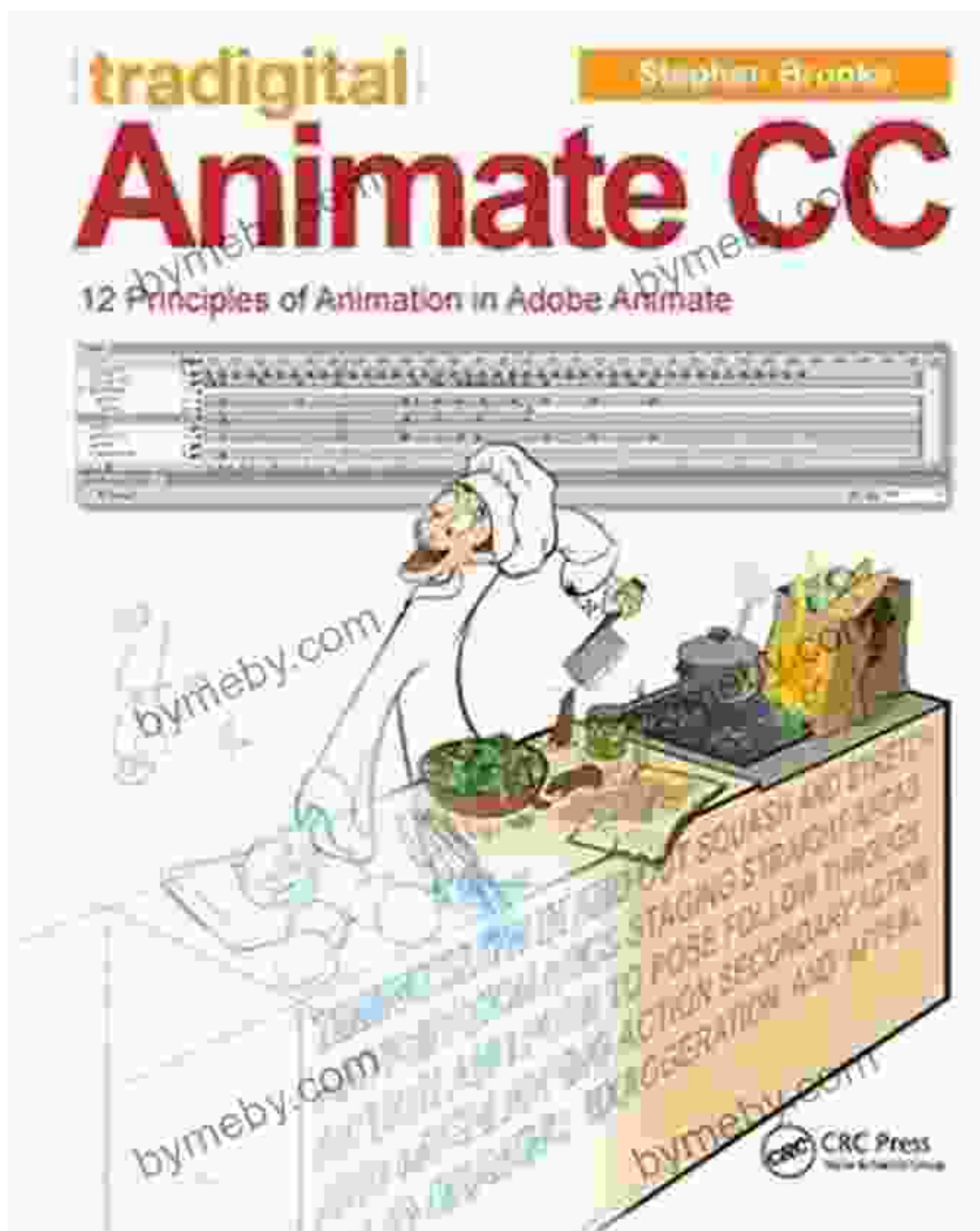
3. Slow In and Out

Objects don't start and stop moving abruptly in real life. They accelerate gradually (slow in) and decelerate gradually (slow out) when changing speed or direction. Incorporating slow in and out into animations adds realism and smoothness.



4. Arcs

Natural movements rarely follow straight lines. Most movements occur along curved paths or arcs. When animating, using arcs creates a more natural and fluid motion.




5. Secondary Action

Secondary actions enhance the believability and depth of animations. They are subtle movements that accompany the main action and add extra detail and realism. For example, when a character walks, their arms may swing or their hair may bounce slightly.



6. Follow Through and Overlapping Action

When an object stops moving, it doesn't come to an abrupt halt. Instead, parts of it continue to move for a moment longer. This is known as follow through. Overlapping action involves having different parts of an object move at different speeds, creating a sense of depth and complexity.



7. Straight Ahead and Pose to Pose

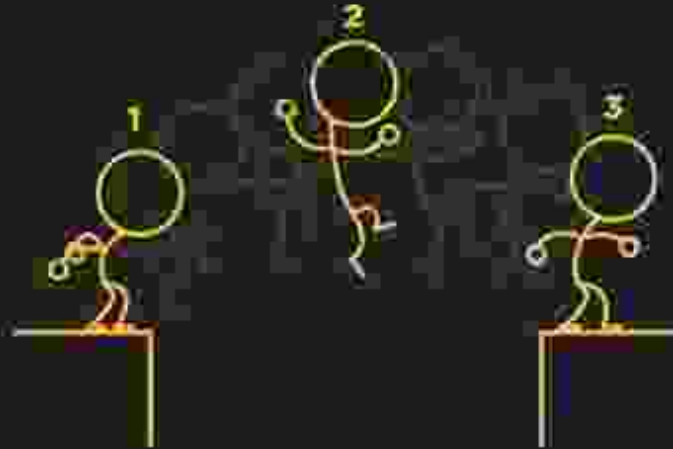
Straight ahead animation involves drawing each frame of the animation in sequence, from beginning to end. Pose to pose animation involves creating key poses or frames and then filling in the in-between frames.

STRAIGHT AHEAD ACTION AND POSE TO POSE

STRAIGHT AHEAD ACTION

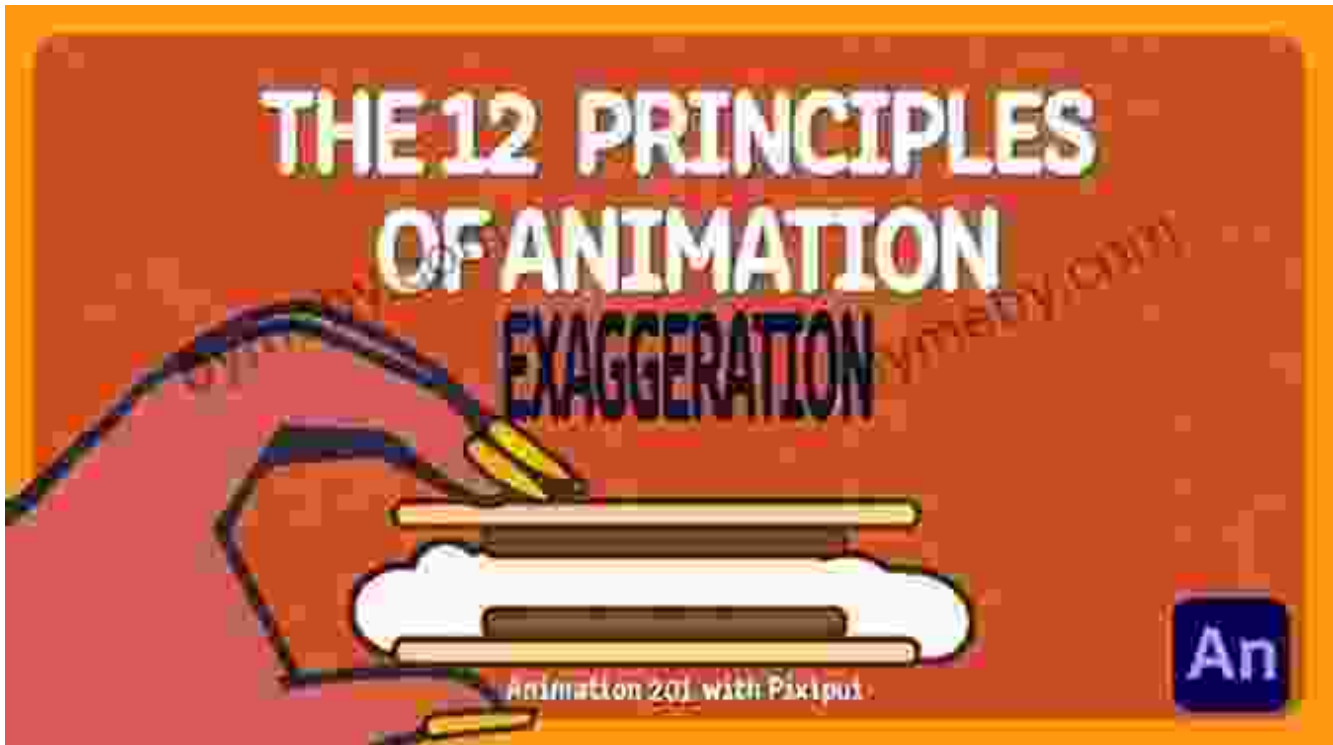


POSE TO POSE



8. Exaggeration

Exaggeration amplifies the natural movements and expressions of characters or objects for comedic or dramatic effect. It helps convey emotions and ideas more clearly and memorably.



9. Staging

Staging involves arranging elements within a scene to guide the viewer's attention and focus. It determines what the audience sees and when they see it, ensuring clear communication and visual impact.



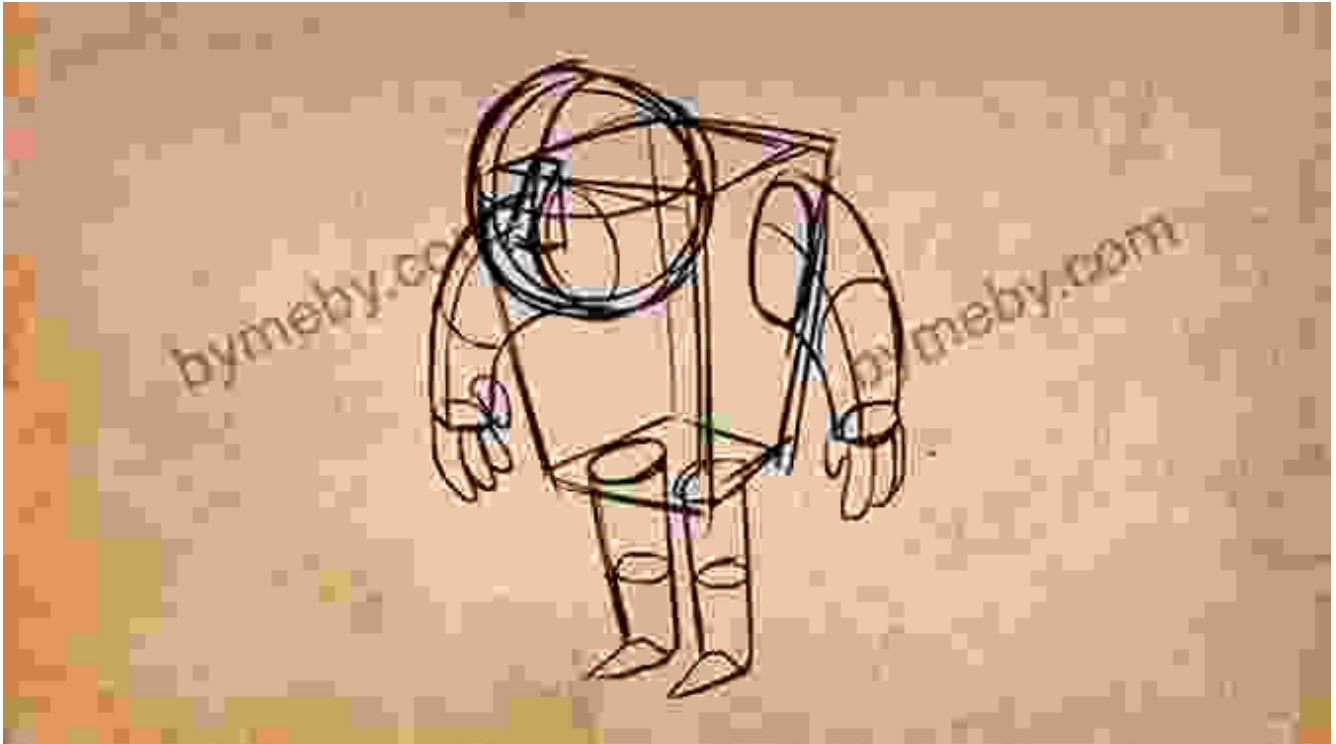
10. Appeal

Appeal refers to the overall visual appeal and attractiveness of an animated character or object. It encompasses not only physical appearance but also personality and emotions.



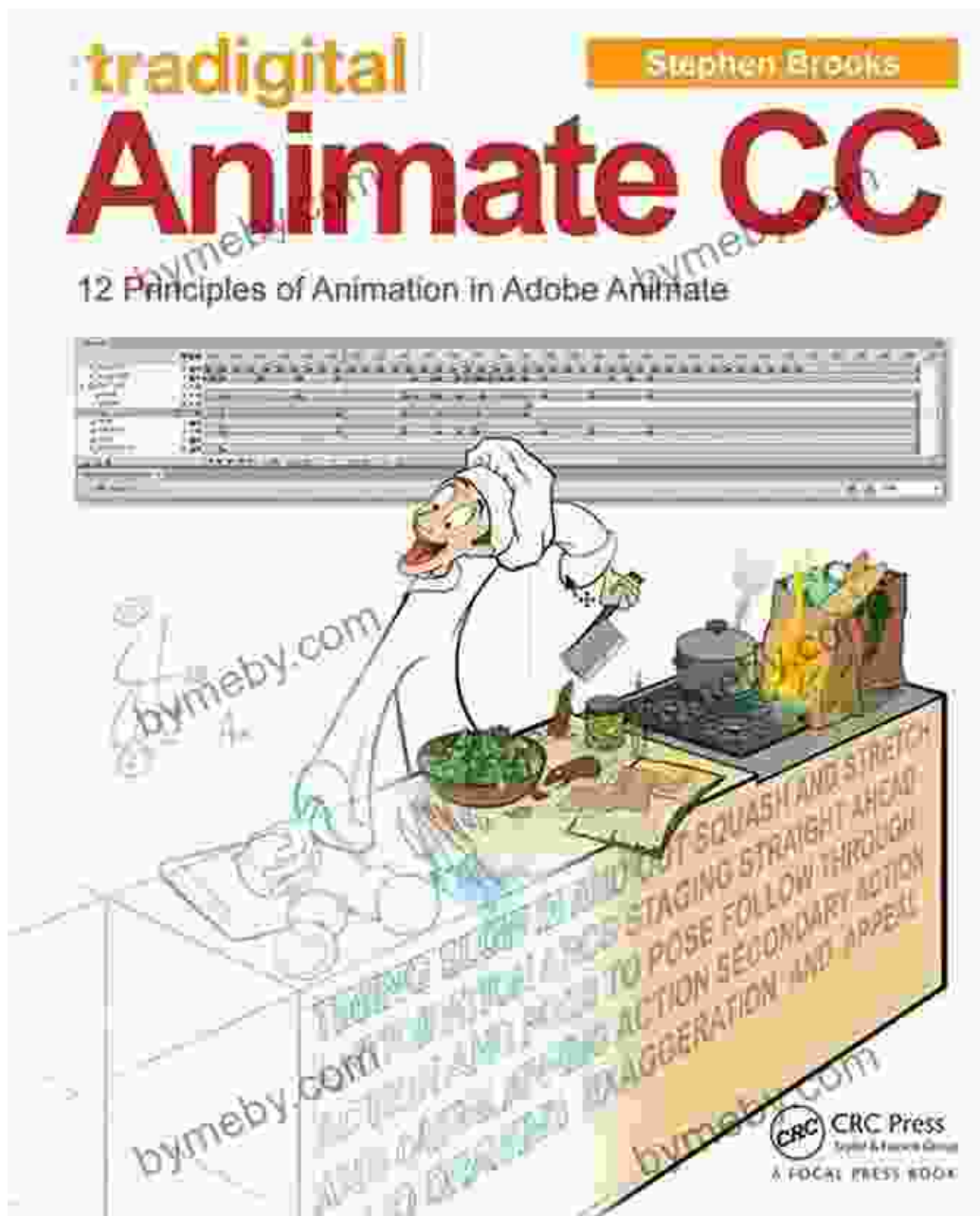
11. Solid Drawing

Solid drawing involves understanding and applying principles of drawing, perspective, and anatomy to create believable and visually appealing characters and objects.



12. Timing

Timing determines the speed and duration of actions and movements within an animation. It influences the rhythm, flow, and emotional impact of the animation.



Mastering Adobe Animate with the 12 Principles

Adobe Animate provides a comprehensive set of tools and features that enable animators to apply the 12 Principles of Animation effectively. The software's intuitive interface, powerful drawing tools, and timeline-based workflow make it easy to experiment with different animation techniques and create dynamic and engaging animations.

By understanding and applying the 12 Principles of Animation in Adobe Animate, you can elevate your animations to new heights. You'll create characters that move with grace and fluidity, scenes that captivate with their visual storytelling, and animations that resonate with audiences on an emotional level.

The 12 Principles of Animation are the foundation for creating compelling and captivating animations in Adobe Animate. Embracing these principles will empower you to unleash your creativity, enhance your storytelling abilities, and create animations that leave a lasting impression on your audience. Whether you're a seasoned animator or just starting your journey, mastering the 12 Principles of Animation will unlock a world of possibilities and empower you to create truly exceptional animations.



Tradigital Animate CC: 12 Principles of Animation in Adobe Animate by Stephen Brooks

★ ★ ★ ★ ☆ 4.7 out of 5

Language : English

File size : 21752 KB

Screen Reader: Supported

Print length : 368 pages

FREE

DOWNLOAD E-BOOK





Unveiling the Enthralling World of "Belong to the Baddest Girl at School, Volume 01": A Literary Masterpiece that Captivates and Empowers

In the vibrant and tumultuous realm of adolescence, where friendships are forged, identities are questioned, and the quest for belonging intensifies, "Belong...



"My Sadistic Boyfriend": A Story of Love, Pain, and Redemption

Embark on a Literary Journey of Unforgettable Emotions Prepare yourself for a literary experience that...